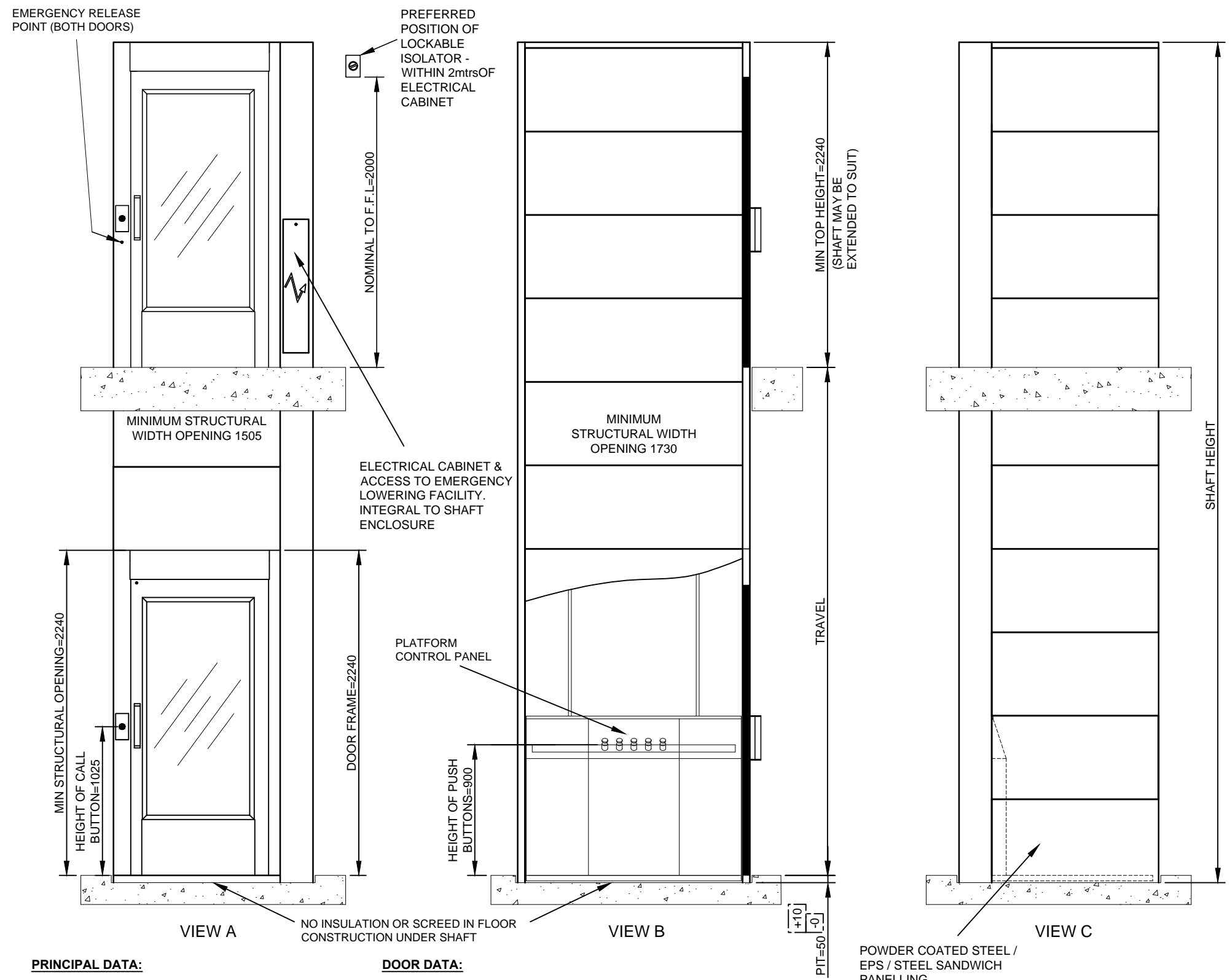
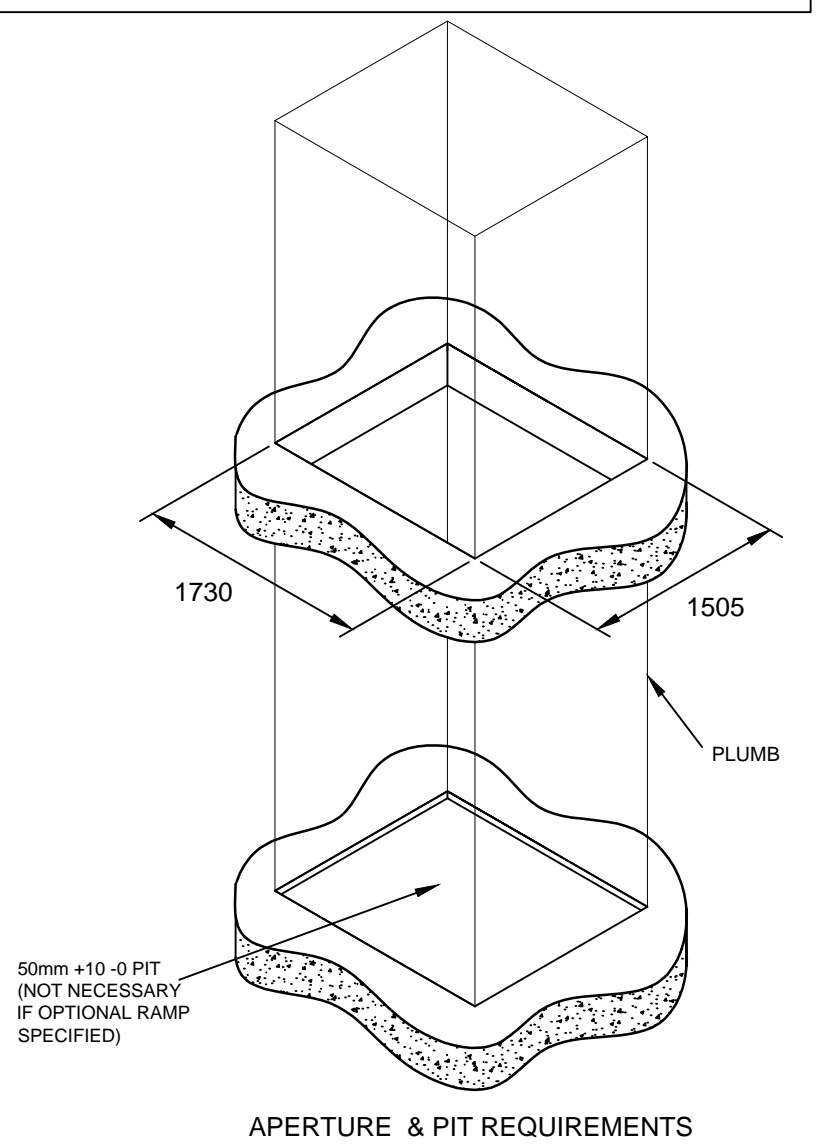


NOT TO BE USED FOR CONSTRUCTION - INDICATION PURPOSES ONLY - REFER TO SITE SPECIFIC DRAWING



NOT TO BE USED FOR CONSTRUCTION - INDICATION PURPOSES ONLY - REFER TO SITE SPECIFIC DRAWING



PRINCIPAL DATA:

TYPE:
ARITCO PUBLICLIFT ACCESS / HOMELIFT ACCESS

DRIVE SYSTEM:
STATIC SCREW WITH ROTATING NUT

CAPACITY:
410KG OR 500KG

TRAVEL:
VARIABLE

NO OF STOPS:
2 SHOWN (UP TO A MAXIMUM OF 6 AVAILABLE)

SUPPLY VOLTAGE:
230V 1PH 50HZ (3 PHASE AVAILABLE)

RUNNING CURRENT:
4.7AMP

STARTING CURRENT:
18AMP

STANDARD COLOUR:
RAL 9016 WHITE
(OTHER RAL COLOURS AVAILABLE)

DOOR DATA:

TYPE:
GL TYPE SHOWN (ALTERNATIVES AVAILABLE)

NO OF DOORS:
2 SHOWN (UP TO A MAXIMUM OF 6 AVAILABLE)

FIRE RATING:
AVAILABLE (NOT SHOWN)

OPENING SIZE:
900 X 2000MM

DOOR FRAME:
INTEGRAL TO SHAFT ENCLOSURE

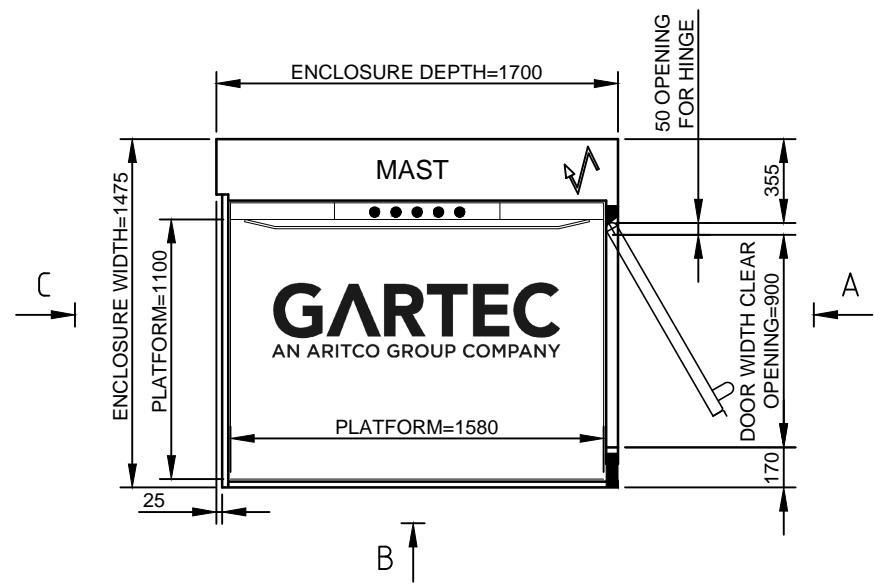
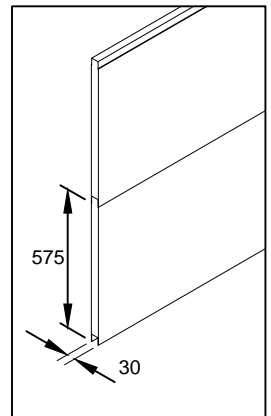
DOOR/FRAME COLOUR:
WHITE POWDER COATED RAL 9016

DOOR GLASS:
VARIABLE

CLOSER:
MANUAL TYPE SHOWN
(AUTOMATIC VERSION AVAILABLE)

FURNITURE:
FITTINGS IN ANODISED ALUMINIUM

POWDER COATED STEEL /
EPS / STEEL SANDWICH
PANELLING



GARTEC PUBLICLIFT ACCESS / HOMELIFT ACCESS: 2 STOP, LIFT ENTRY/EXIT SAME SHORT SIDE			
GARTEC AN ARITCO GROUP COMPANY Tel: +44 (0) 1296 397 100 Fax: +44 (0) 1296 397 600 email: sales@gartec.com www:gartec.com	Midshires Business Park Smeaton Close Aylesbury Bucks HP19 8HL	Drawn by S.H.	Scale NTS
		Drawing No. SALES-220	Date 16/02/21 Issue 5