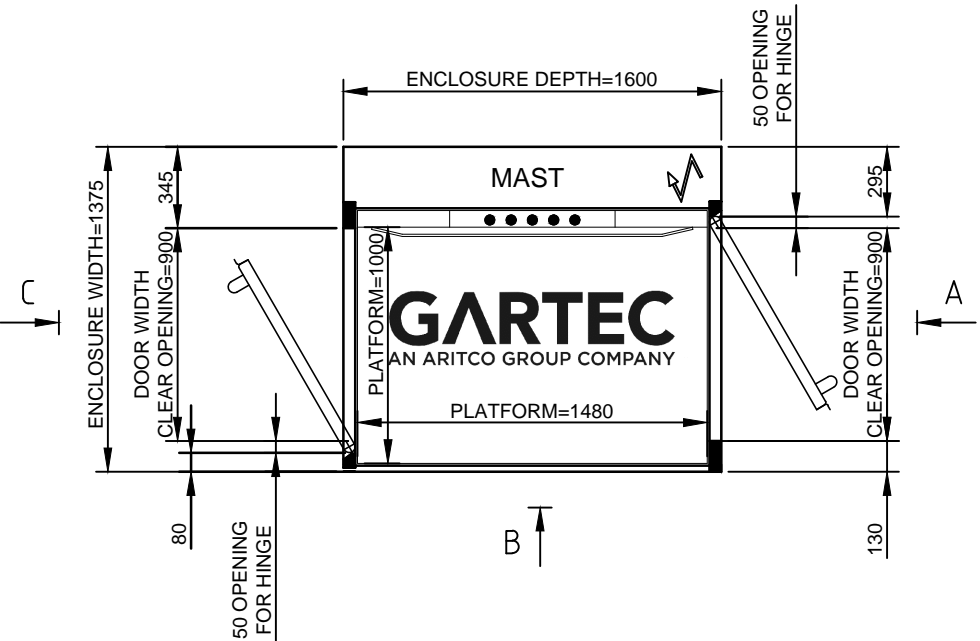
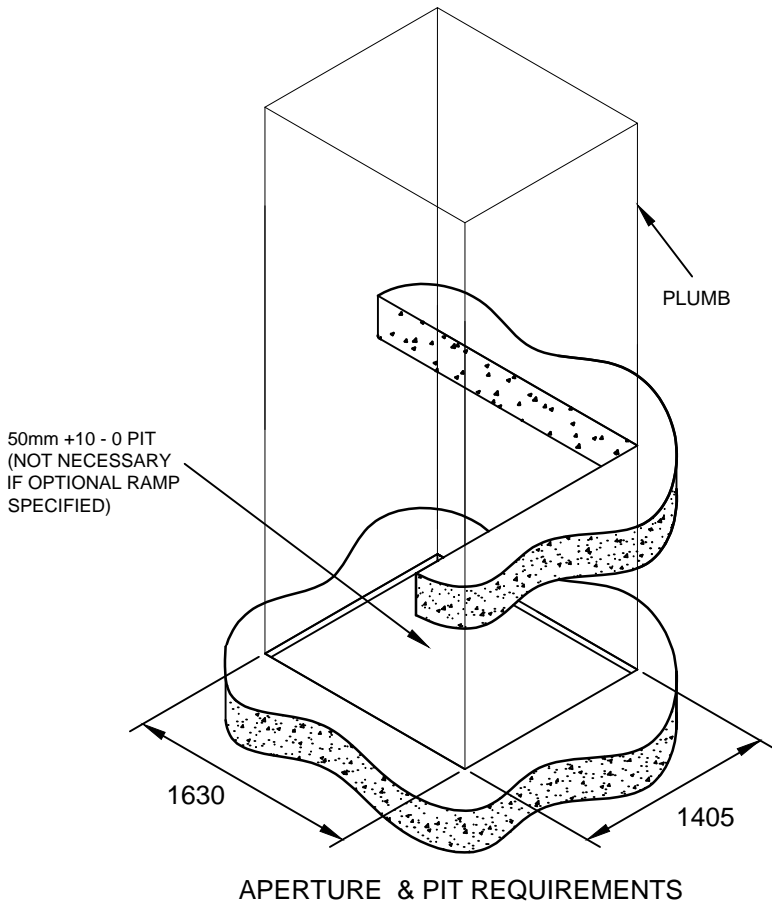
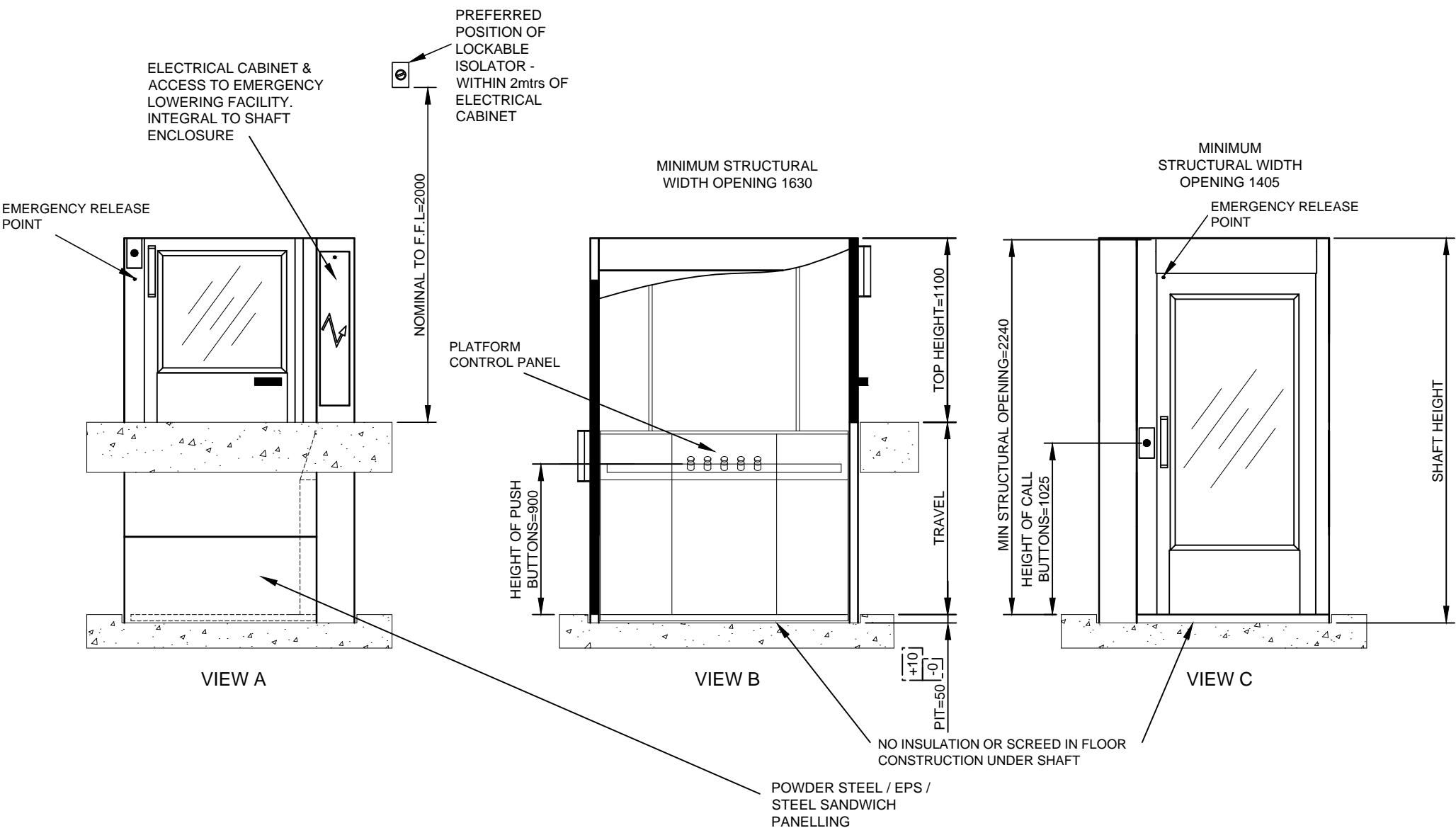


NOT TO BE USED FOR CONSTRUCTION - INDICATION
PURPOSES ONLY - REFER TO SITE SPECIFIC DRAWING

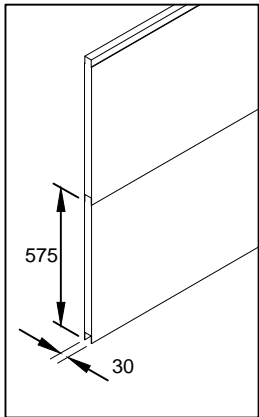


PRINCIPAL DATA:

TYPE:
ARITCO PUBLICLIFT ACCESS / HOMELIFT ACCESS
DRIVE SYSTEM:
STATIC SCREW WITH ROTATING NUT
CAPACITY:
410KG OR 500KG
TRAVEL:
VARIABLE
NO OF STOPS:
2
SUPPLY VOLTAGE:
230V 1PH 50HZ (3 PHASE AVAILABLE)
RUNNING CURRENT:
4.7AMP
STARTING CURRENT:
18AMP
STANDARD COLOUR:
RAL 9016 WHITE
(OTHER RAL COLOURS AVAILABLE)

DOOR DATA:

TYPE:
GL TYPE SHOWN (ALTERNATIVES AVAILABLE)
NO OF DOORS:
1No. GL DOOR & 1No. HG 1100 GATE
FIRE RATING:
AVAILABLE (NOT SHOWN)
OPENING SIZE:
900 X 2000MM
DOOR FRAME:
INTEGRAL TO SHAFT ENCLOSURE
DOOR/FRAME COLOUR:
WHITE POWDER COATED RAL 9016
DOOR GLASS:
VARIABLE
CLOSER:
MANUAL TYPE SHOWN
(AUTOMATIC VERSION AVAILABLE)
FURNITURE:
FITTINGS IN ANODISED ALUMINIUM



GARTEC PUBLICLIFT ACCESS / HOMELIFT ACCESS: 1000 PLATFORM, 2 STOP, THROUGH CAR, SHORT TRAVEL

GARTEC AN ARITCO GROUP COMPANY Tel: +44 (0) 1296 397 100 Fax: +44 (0) 1296 397 600 email: sales@gartec.com www:gartec.com	Midshires Business Park Smeaton Close Aylesbury Bucks HP19 8HL	Drawn by S.H.	Scale NTS	Date 16/02/21
		Drawing No. SALES-104		Issue 7