

The Gartec Goods Lift Range

Commercial and Public
Goods Lifts for new
and existing buildings



Mezzanine
Goods Only
Goods & Attendant

GARTEC

LEADING THE PLATFORM LIFT INDUSTRY

Welcome to the Gartec Goods Range

ABOUT US

Gartec have over 25 years' experience in the lift industry, and we pride ourselves on great service and great products to meet almost any requirement.

Gartec are leading the way in lifts of all shapes and sizes, and our Goods Lift range is no different. Offering a turnkey solution, we pride ourselves on being knowledgeable, and are always on hand if you need any assistance or support.

GOODS RANGE

The Standard, Classic and Mezz are goods only lifts, ideal for almost any kind of goods transport. Carry up to 3,000kg using an efficient traction drive system, with customisations for any environment.

The Goods with Attendant models offers all the features of the Classic, but with attendant safety features including deadman's controls, light curtain and vision panel.

With no machine room, a free standing structure and full install and maintenance packages, we make logistics simple.

CONTACT

Gartec Ltd.,
Unit 6, Midshires Business Park
Smeaton Close, Aylesbury
Buckinghamshire, HP19 8HL

Mon - Thurs 8:30am - 5:30pm
Friday 8:30am - 4pm

01296 397100
www.gartec.com
sales@gartec.com

Gartec Goods Range

Technical Details

Our Classic, Standard and Attendant model goods lifts travel over 6 floors with high capacity for pallets & equipment.

TECHNICAL

Type of Lift	Goods only lift for commercial environments
Environment	Internal or External
No. of Floors	2 - 6
Drive System	Geared traction unit with integrated disk brake
Motor	Energy saving gear motor
Doors	Full height door - single or double leaf
Configuration	Front entry or through car

STANDARD MODEL


Capacity	Max. 2,000kg
Rated Speed	0.2m/s
Controls	Call and send from landings
Shaft	Free standing shaft supplied Galvanised steel design

CLASSIC MODEL

Capacity	Max. 3,000kg
Rated Speed	0.2m/s
Controls	Call and send from landings
Shaft	Free standing shaft supplied Sheet steel design

ATTENDANT MODEL

Capacity	Max. 3,000kg
Rated Speed	0.15m/s
Controls	Single touch at landings Cabin key switch Deadman operation
Shaft	Free standing shaft supplied Sheet steel design




COMPLIANCE

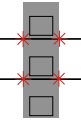
EN81-41
ISO 9001:2008
Machinery Directive Compliant
Part M Compliant (Attendant)

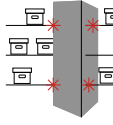
Gartec Goods Range Options & Features


Additional options and features to tailor the Gartec Classic, Standard & Attendant model lifts.

INSTALLATION

- 

Free Standing
Steel shaft structure containing all lift elements with sheet metal covering
- 

Ceiling Openings
Steel shaft structure supported through ceiling openings
- 

Racking System
Steel shaft structure attached to racking systems within building
- 

Existing Shaft
Steel shaft structure inserted and fixed to interior of existing lift shaft



COLOURS



Coloured Panels

Choose a finish for the doors, shaft and structure. As standard, we prime your lift in RAL 7032, ready for final painting by you.

Alternatively we can paint your lift in RAL 7035 (Light Grey), RAL 3000 (Fire Red) or RAL 5015 (Sky Blue).

If you require a special RAL option, please get in touch.

NB: Shaft panels are finished in sheet steel as standard.

ENTRY



Ramped Entry

Choose from a pit, or galvanised steel ramp at the lowest floor level (where a pit is not possible)

Size of pit or ramp is between 70mm and 130mm dependent on capacity.



External Key Switch

A key can be used to call and use the lift instead of a button to restrict access.

LIGHTS



Fluorescent Cabin Light

A fluorescent roof light for safety, positioned in the cabin roof.

Standard on the Attendant model.




LED Cabin Light

An energy efficient LED cabin light positioned in the cabin roof.



DOORS

- 

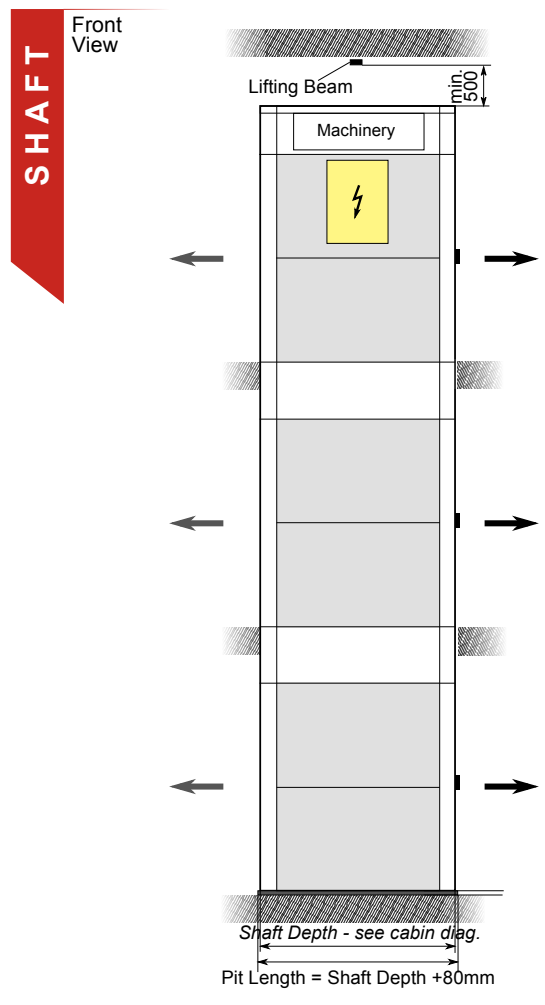
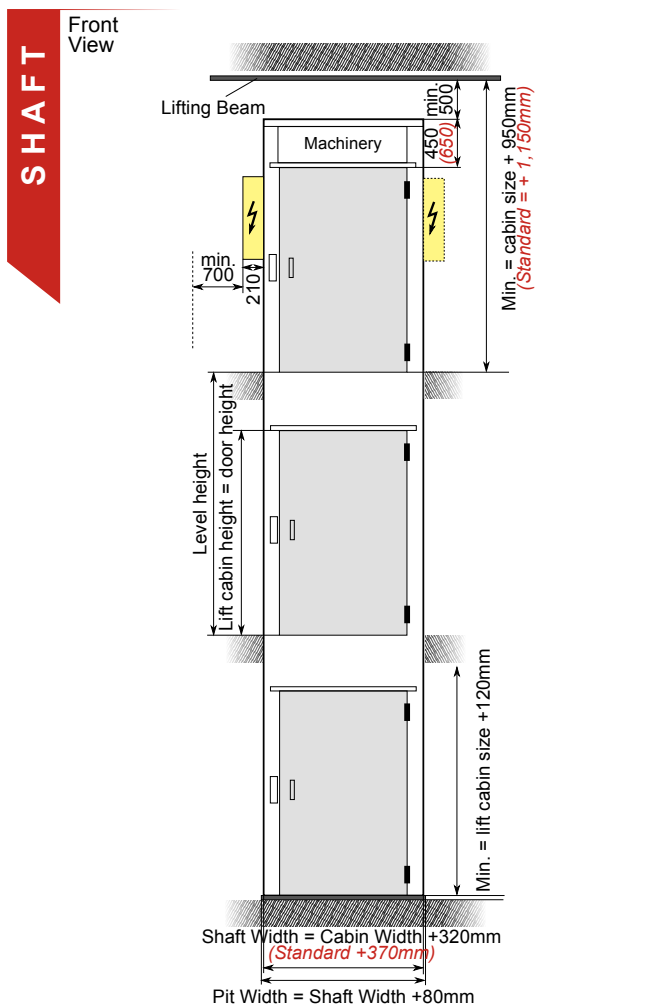
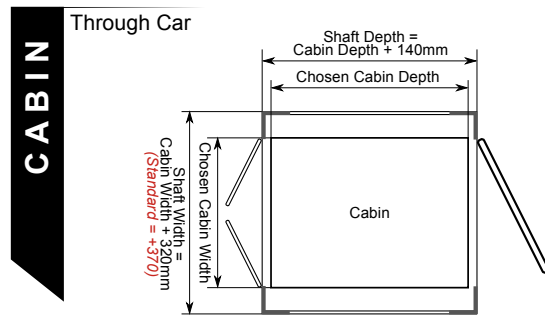
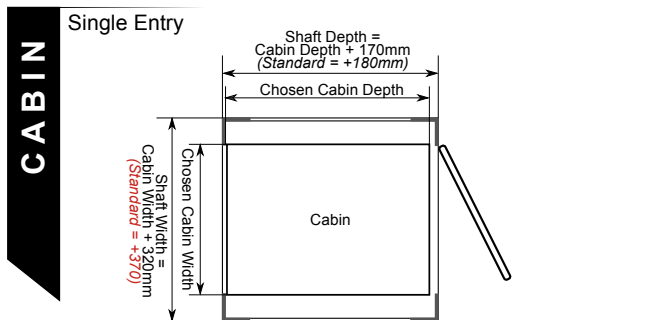
Single Leaf Door
Single steel door hinged on left or right with control locks and door contacts as standard.
- 

Double Leaf Door
Double leaf steel door with central opening. Control locks and door contacts as standard.
- 

Fire Resistant Doors
1 hour fire and smoke resistant versions of the single or double leaf door.

Gartec Goods Range Plans & Dimensions

Plan views for the Classic, Standard and Goods with Attendant model lifts.



DIMENSIONS

Model	Cabin Width	Cabin Depth	Cabin Height	Shaft Width	Shaft Depth	Pit/Ramp Height	Pit/Ramp (w&d)	Travel	Top Height
Classic	800 - 2,800	1,000 - 3,000	1,800 - 2,900	Cabin +320	Cabin +140 (single) Cabin +170 (thru)	70 - 130	Shaft +80	2,280 - 18,000	950 No head fixing required
Standard	800 - 1,400	1,000 - 2,800	2,000	Cabin +370	Cabin +180 (single) Cabin +170 (thru)	60 - 80	Shaft +80		
Attendant	1,100 - 2,800	1,400 - 3,000	1,800 - 2,900	Cabin +320	Cabin +140 (single) Cabin +170 (thru)	70 - 130	Shaft +80		

Mezz Lift

Technical Details

An ideal mezzanine system for small goods transport, the Mezz Lift carries up to 1,000kg over 2 floors.

TECHNICAL

Type of Lift	Goods only lift for commercial environments
Useage	Goods only lift
Environment	Internal
Travel	2,146mm to 4,096mm
No. of Stops	2
Top Height	2,200mm
Capacity	Max. 1,000kg
Ramp	1,200mm x 935mm
Rated Speed	0.2m/s
Drive System	Electric chain drive system
Power Supply	3.4kW, 400V
Controls	Call and send
Shaft	Free standing structure clad in perforated sheet metal No shaft required Structure anchored to levels
Doors	Single leaf door Perforated sheet metal
Door Configuration	Single entry or through car door configuration
Safety	Electrical interlock on gate PAWL locking on door & platform Emergency stop button Busy light
Compliance	EN 2006/42/EC



KEY FEATURES

- Freestanding shaft structure
- Machine room less (MRL) - minimal control box on lower floor
- No shaft or pit required
- Up to 1,000kg capacity
- 1 week installation
- Door and platform locking system - safe to enter for loading
- Galvanised steel platform railing

Keeping you Safe

Gartec are accredited for various health and safety schemes, including CHAS, SMAS, Achilles and OHSAS 18001, to give you peace of mind.

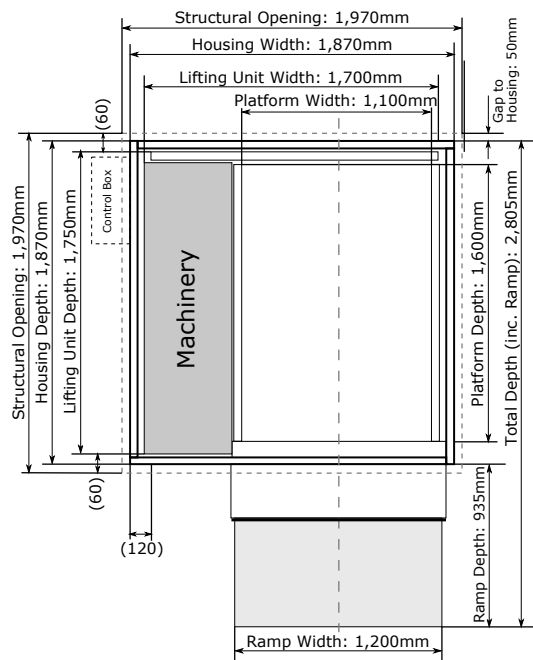


Mezz Lift

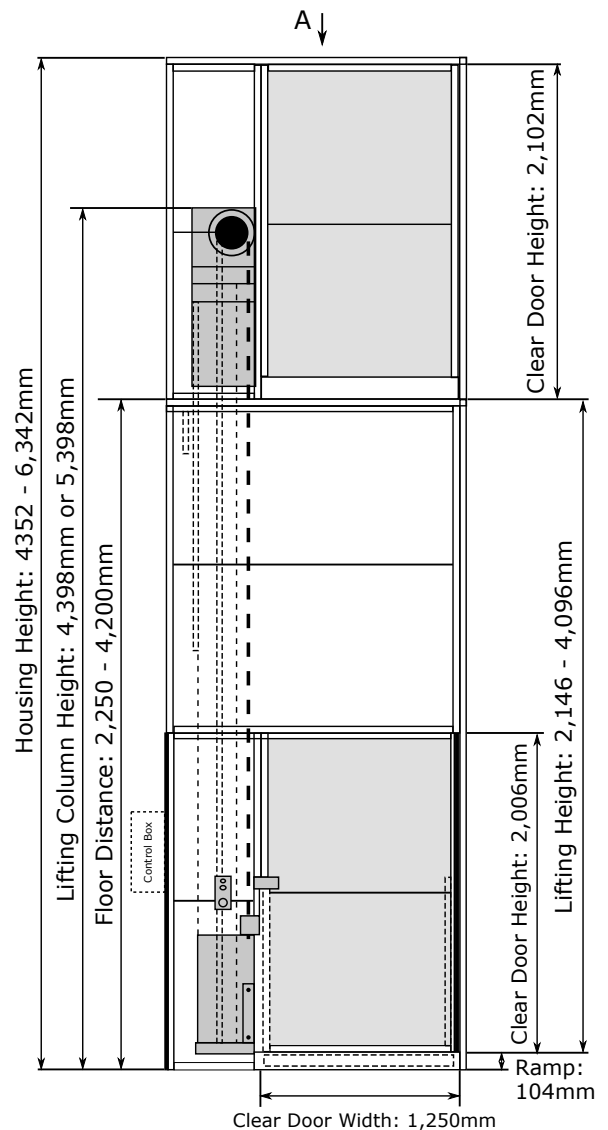
Plans & Dimensions

Plan views & dimensions for the Mezz Lift.

PLATFORM



SHAFT



DIMENSIONS

	Width	Depth	Height
Platform	1,100mm	1,600mm	
External Shaft	1,870mm	1,870mm	
Mezzanine Shaft	1,970mm	1,970mm	
Door	1,250mm		2,000mm
Ramp	1,200mm	935mm	

The Mezz Lift comes as standard with a perforated, galvanised sheet metal shaft, which can be clad by the user or left as it is to keep costs low.

Did you know...

Gartec provide a full turnkey service, from site visits and meetings to pre-install checks, installation, LOLER and commissioning. Let us do the hard work for you.





Goods Lifts for Commercial Environments


GARTEC

LEADING THE PLATFORM LIFT INDUSTRY

As the UK's market leaders in platform lifts, Gartec have over 25 years' experience in a huge range of projects, environments, locations & specifications.

Providing planning support and design work, installation, maintenance, servicing and spare parts, Gartec offer a complete lifetime solution for commercial access needs.

Gartec is an
Aritco Group
Company



01296 397100

www.gartec.com

sales@gartec.com